

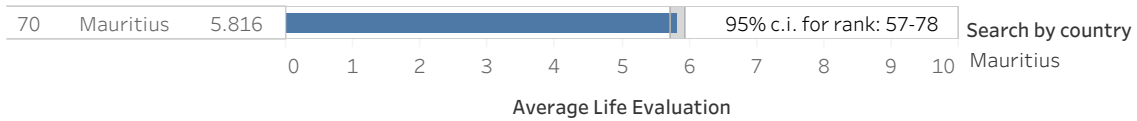
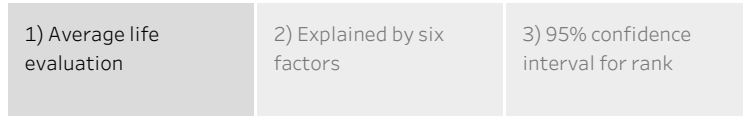
# World Happiness Report 2024

Figure 2.1: Country Rankings by Life Evaluations in 2021-2023

### Notes

Tab 1 & 2: The 95% confidence interval is shown in the grey-shaded area at the end of each life evaluation bar.

Tab 2: The sub-bars have no impact on the total score reported for each country. Instead, they are a way of explaining the implications of the model estimated in Table 2.1. The few countries that have empty bars do not have sufficient information for the calculation of portions explained by individual factors. These countries still have their overall scores, though, which are based entirely on survey responses, and are independent of our efforts to explore the underlying support factors of happiness.



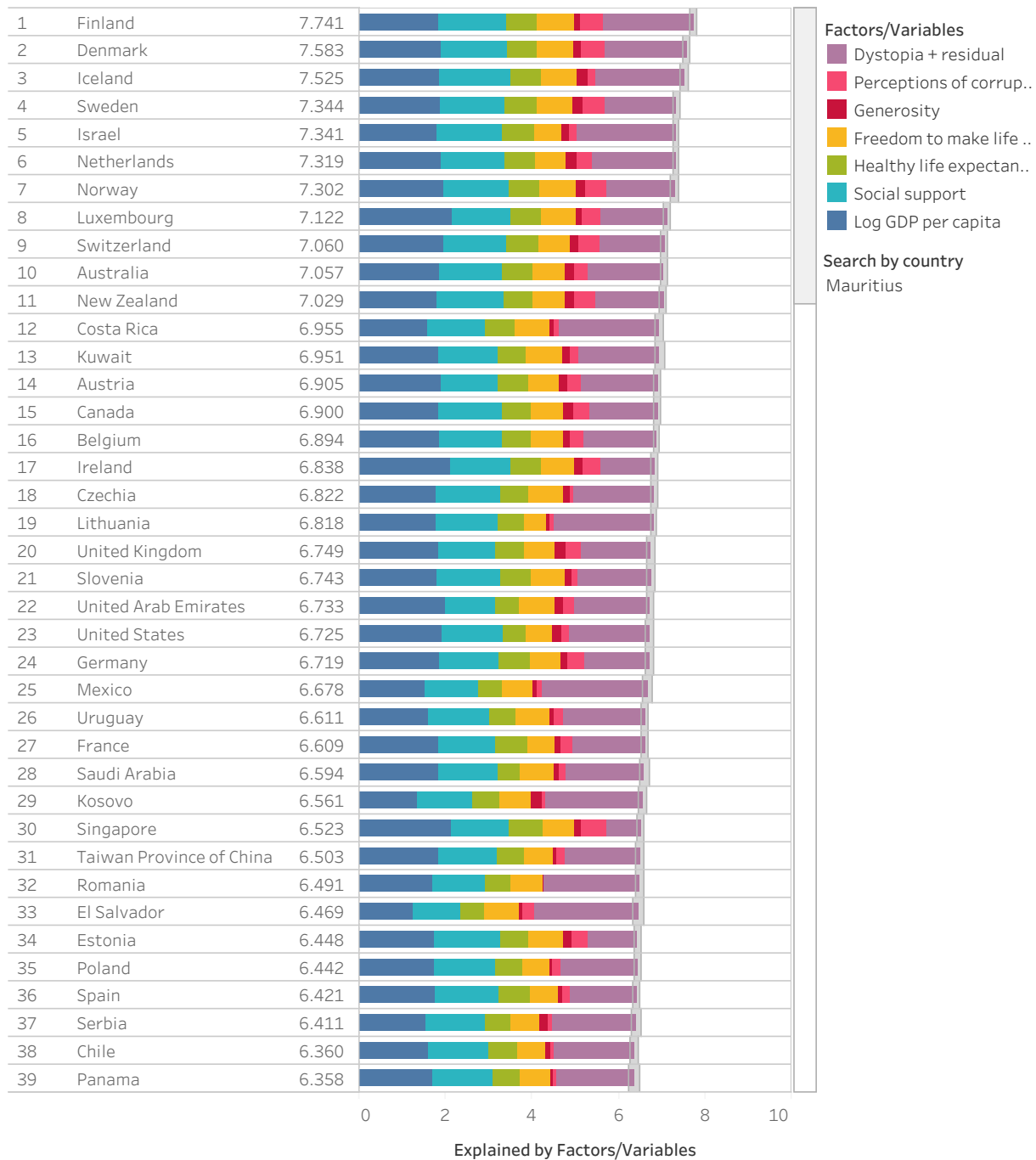
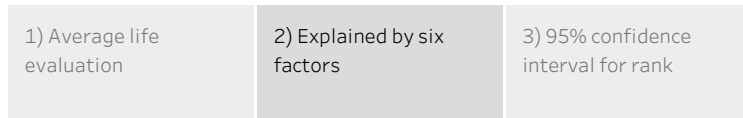
# World Happiness Report 2024

Figure 2.1: Country Rankings by Life Evaluations in 2021-2023

## Notes

Tab 1 & 2: The 95% confidence interval is shown in the grey-shaded area at the end of each life evaluation bar.

Tab 2: The sub-bars have no impact on the total score reported for each country. Instead, they are a way of explaining the implications of the model estimated in Table 2.1. The few countries that have empty bars do not have sufficient information for the calculation of portions explained by individual factors. These countries still have their overall scores, though, which are based entirely on survey responses, and are independent of our efforts to explore the underlying support factors of happiness.



# World Happiness Report 2024

Figure 2.1: Country Rankings by Life Evaluations in 2021-2023

## Notes

Tab 1 & 2: The 95% confidence interval is shown in the grey-shaded area at the end of each life evaluation bar.

Tab 2: The sub-bars have no impact on the total score reported for each country. Instead, they are a way of explaining the implications of the model estimated in Table 2.1. The few countries that have empty bars do not have sufficient information for the calculation of portions explained by individual factors. These countries still have their overall scores, though, which are based entirely on survey responses, and are independent of our efforts to explore the underlying support factors of happiness.

